



Location: ACL1 - City Hall

Report on 24-hour TSP monitoring  
 Action Level ( $\mu\text{g}/\text{m}^3$ ) - 163  
 Limit Level ( $\mu\text{g}/\text{m}^3$ ) - 260

Date	Sampling Time	Weather Condition	Filter paper no.	Filter Weight, g		Elapse Time, hr		Sampling Time, hr	Flow Rate, $\text{m}^3/\text{min}$			Total Volume, $\text{m}^3$	TSP Level, $\mu\text{g}/\text{m}^3$
				Initial	Final	Initial	Final		Initial, $Q_{si}$	Final, $Q_{sf}$	Average		
06-Jun-14	17:25	Rainy	008677	2.8236	2.8775	2785.09	2809.09	24.00	1.23	1.33	1.28	1846	29
12-Jun-14	15:07	Fine	008763	2.8517	2.9265	2843.16	2867.16	24.00	1.23	1.23	1.23	1774	42
17-Jun-14	8:00	Rainy	008774	2.8499	2.8988	2874.18	2898.18	24.00	1.25	1.27	1.26	1815	27
23-Jun-14	8:00	Rainy	008462	2.8537	2.8972	2901.18	2925.18	24.00	1.14	1.14	1.14	1647	26
28-Jun-14	8:00	Fine	009024	2.8400	2.9065	2928.18	2952.18	24.00	1.28	1.28	1.28	1838	36

\* Due to interruption of electricity supply, the 24hr TSP was rescheduled from 5 and 11 June 2014 to 6 and 12 June 2014 respectively.

Report on 1-hour TSP monitoring  
 Action Level ( $\mu\text{g}/\text{m}^3$ ) - 460  
 Limit Level ( $\mu\text{g}/\text{m}^3$ ) - 500

Date	Sampling Time	Weather Condition	Filter paper no.	Filter Weight, g		Elapse Time, hr		Sampling Time, hr	Flow Rate, $\text{m}^3/\text{min}$			Total Volume, $\text{m}^3$	TSP Level, $\mu\text{g}/\text{m}^3$
				Initial	Final	Initial	Final		Initial, $Q_{si}$	Final, $Q_{sf}$	Average		
06-Jun-14	10:58	Rainy	009050	2.8129	2.8162	2782.09	2783.09	1.00	1.23	1.33	1.28	77	43
06-Jun-14	13:00	Rainy	009053	2.8241	2.8287	2783.09	2784.09	1.00	1.23	1.23	1.23	74	62
06-Jun-14	14:15	Rainy	009054	2.8336	2.8367	2784.09	2785.09	1.00	1.23	1.33	1.28	77	40
12-Jun-14	9:17	Fine	008760	2.8666	2.8701	2840.16	2841.16	1.00	1.31	1.31	1.31	78	45
12-Jun-14	10:29	Fine	008767	2.8477	2.8540	2841.16	2842.16	1.00	1.31	1.31	1.31	78	80
12-Jun-14	13:00	Fine	008764	2.8549	2.8622	2842.16	2843.16	1.00	1.31	1.31	1.31	78	93
18-Jun-14	8:56	Rainy	008471	2.8560	2.8590	2898.18	2899.18	1.00	1.33	1.33	1.33	80	38
18-Jun-14	10:02	Rainy	008470	2.8479	2.8499	2899.18	2900.18	1.00	1.33	1.33	1.33	80	25
18-Jun-14	13:00	Rainy	008469	2.8498	2.8527	2900.18	2901.18	1.00	1.33	1.33	1.33	80	36
24-Jun-14	8:53	Rainy	009079	2.8313	2.8354	2925.18	2926.18	1.00	1.14	1.14	1.14	69	60
24-Jun-14	10:04	Rainy	009082	2.8254	2.8292	2926.18	2927.18	1.00	1.25	1.14	1.20	72	53
24-Jun-14	13:00	Rainy	009085	2.8239	2.8315	2927.18	2928.18	1.00	1.14	1.14	1.14	69	111
30-Jun-14	8:17	Rainy	009023	2.8320	2.8360	2952.18	2953.18	1.00	1.28	1.28	1.28	77	52
30-Jun-14	9:36	Rainy	009020	2.8303	2.8342	2953.18	2954.18	1.00	1.28	1.28	1.28	77	51
30-Jun-14	10:39	Rainy	009017	2.8317	2.8345	2954.18	2955.18	1.00	1.28	1.28	1.28	77	36



Location: ACL2a - Contractor HK/2012/08 Site office

Report on 24-hour TSP monitoring  
 Action Level ( $\mu\text{g}/\text{m}^3$ ) - 187.3  
 Limit Level ( $\mu\text{g}/\text{m}^3$ ) - 260

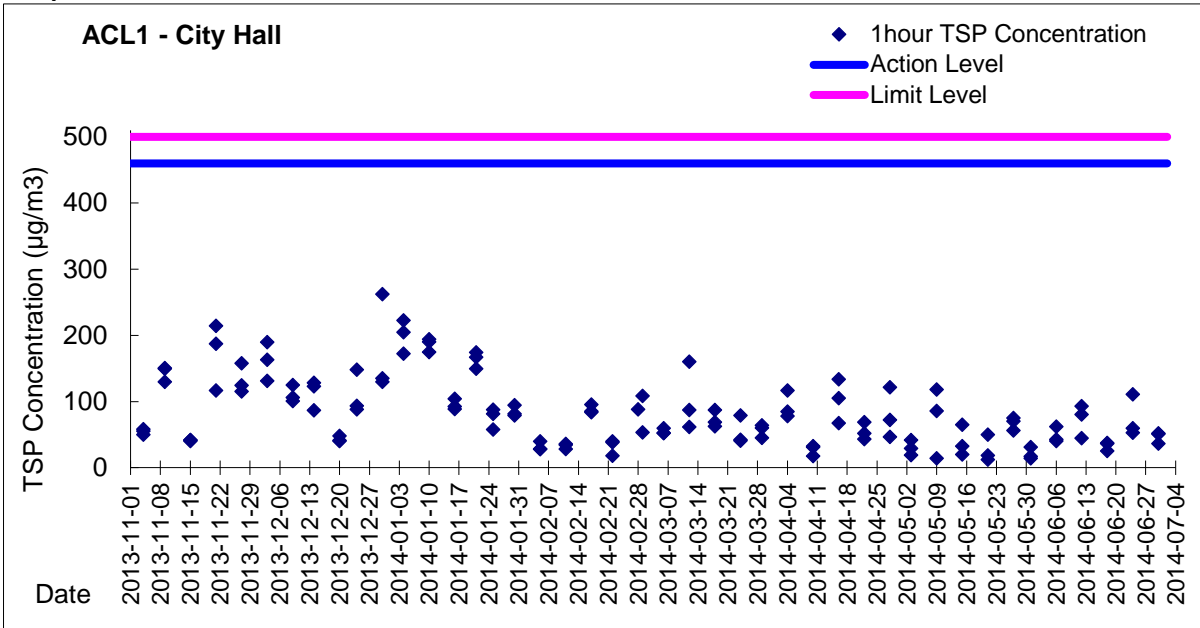
Date	Sampling Time	Weather Condition	Filter paper no.	Filter Weight, g		Elapse Time, hr		Sampling Time, hr	Flow Rate, $\text{m}^3/\text{min}$			Total Volume, $\text{m}^3$	TSP Level, $\mu\text{g}/\text{m}^3$
				Initial	Final	Initial	Final		Initial, $Q_{si}$	Final, $Q_{sf}$	Average		
05-Jun-14	8:00	Rainy	009063	2.8467	2.9109	1945.82	1969.82	24.00	1.29	1.29	1.29	1856	35
11-Jun-14	8:00	Rainy	008753	2.8745	3.0375	1972.83	1996.83	24.00	1.29	1.29	1.29	1857	88
17-Jun-14	8:00	Rainy	008016	2.8479	2.9454	1999.83	2023.83	24.00	1.27	1.27	1.27	1824	53
23-Jun-14	8:00	Rainy	008961	2.8472	2.9031	2026.83	2050.83	24.00	1.05	1.03	1.04	1502	37
28-Jun-14	8:00	Fine	009011	2.8194	2.8989	2060.85	2084.85	24.00	1.12	1.12	1.12	1614	49

Report on 1-hour TSP monitoring  
 Action Level ( $\mu\text{g}/\text{m}^3$ ) - 300.1  
 Limit Level ( $\mu\text{g}/\text{m}^3$ ) - 500

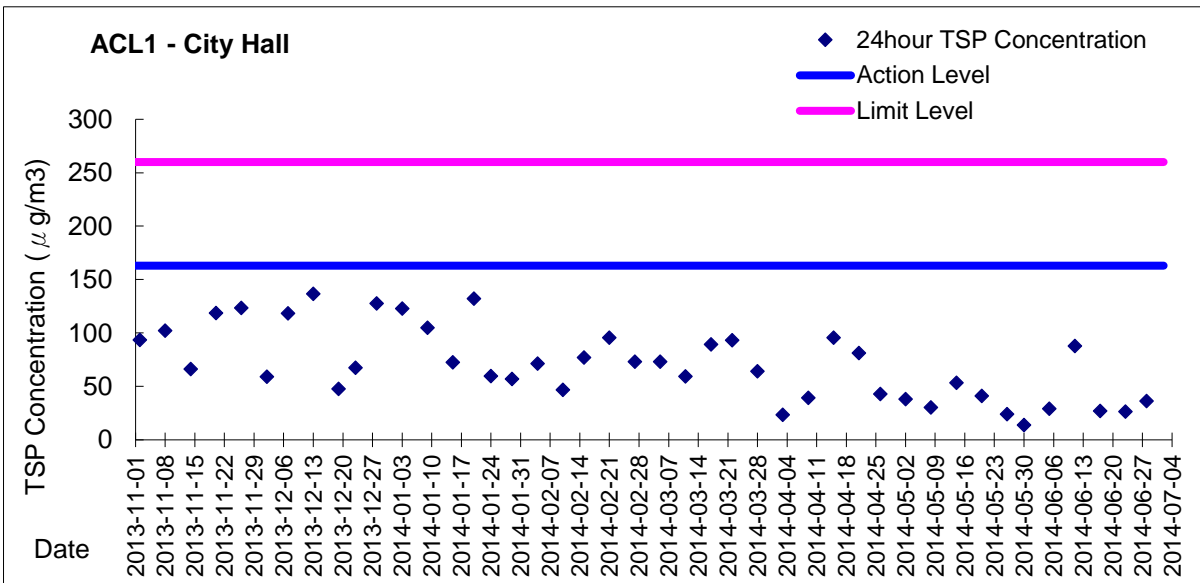
Date	Sampling Time	Weather Condition	Filter paper no.	Filter Weight, g		Elapse Time, hr		Sampling Time, hr	Flow Rate, $\text{m}^3/\text{min}$			Total Volume, $\text{m}^3$	TSP Level, $\mu\text{g}/\text{m}^3$
				Initial	Final	Initial	Final		Initial, $Q_{si}$	Final, $Q_{sf}$	Average		
06-Jun-14	13:00	Rainy	008917	2.8248	2.8292	1969.82	1970.82	1.00	1.25	1.25	1.25	75	59
06-Jun-14	14:29	Rainy	009055	2.8194	2.8217	1970.82	1971.82	1.00	1.29	1.29	1.29	77	30
06-Jun-14	16:25	Rainy	009059	2.8113	2.8220	1971.82	1972.82	1.00	1.20	1.20	1.20	72	148
12-Jun-14	13:00	Fine	008976	2.8273	2.8409	1996.83	1997.83	1.00	1.29	1.29	1.29	77	176
12-Jun-14	14:05	Fine	008978	2.8380	2.8568	1997.83	1998.83	1.00	1.29	1.29	1.29	77	243
12-Jun-14	15:10	Fine	008974	2.8286	2.8407	1998.83	1999.83	1.00	1.20	1.20	1.20	72	168
18-Jun-14	9:25	Rainy	008960	2.8247	2.8294	2023.83	2024.83	1.00	1.31	1.31	1.31	79	60
18-Jun-14	13:00	Rainy	008957	2.8192	2.8263	2024.83	2025.83	1.00	1.31	1.31	1.31	79	90
18-Jun-14	14:24	Rainy	008964	2.8256	2.8307	2025.83	2026.83	1.00	1.20	1.20	1.20	72	71
24-Jun-14	8:10	Rainy	009035	2.8260	2.8324	2050.83	2051.83	1.00	1.10	1.10	1.10	66	97
24-Jun-14	9:14	Rainy	009027	2.8271	2.8313	2051.83	2052.83	1.00	1.10	1.10	1.10	66	64
24-Jun-14	14:00	Rainy	006291	2.6284	2.6367	2052.83	2053.83	1.00	1.10	1.08	1.09	65	127
30-Jun-14	8:36	Rainy	008551	2.8538	2.8553	2084.85	2085.85	1.00	1.12	1.12	1.12	67	22
30-Jun-14	9:40	Rainy	009014	2.8542	2.8557	2085.85	2086.85	1.00	1.12	1.12	1.12	67	22
30-Jun-14	10:49	Rainy	009094	2.8293	2.8309	2086.85	2087.85	1.00	1.12	1.12	1.12	67	24



Graphic Presentation of 1 hour TSP Result

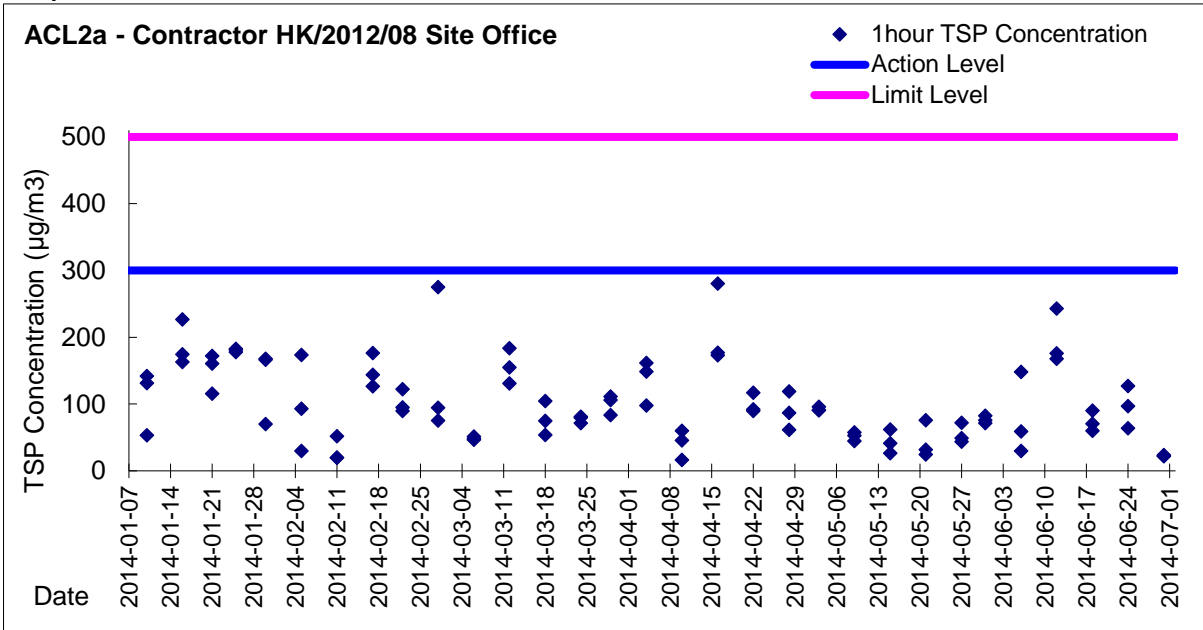


Graphic Presentation of 24 hour TSP Result





Graphic Presentation of 1 hour TSP Result



Graphic Presentation of 24 hour TSP Result

